

# Year 11 Revision Evening

Advice for parents of Year 11

*Welcome!*

# Where to begin?

1. Be present at school - 95% or above.
2. Set up a revision plan that starts from now – not just ready for Mocks but has the final exams as the end point.
3. Expectation of 2 hours per night plus 6 hours at the weekend (in addition to revision sessions at school).

# How to begin?



## Find out more

[Revision Information](#)

[Maths Revision](#)

[Voice It](#)

## Recent news

[Strike action information](#)

[Year 11 Prom 2023](#)

[Year 11 Mock Examinations and Preparation](#)

[Y9 Options Process](#)

[Y11 After-school Revision/Intervention 2023](#)


## Revision Information



On the run up to your exams, it is very important that you revise regularly and effectively to maximise your chances of getting the best grades and also to reduce your stress levels! All of the staff at Brockington are here to support you with your studies, so make use of all the opportunities you are given for guidance and revision not only for the mocks, but also for the summer exams.

On this page you will find links to a range of different resources to help you prepare yourselves for the exams. Here are some key things to do before your exams:

- Make sure you check when your exams are taking place by looking at the Exam Timetable
- Check that you've got all the revision guides you need for the exams – remember that many of these are available through ParentPay
- Plan what you need to revise.
  - Every department has a revision checklist, which will tell you specifically what to revise for your exams.
  - Look at the Personal Learning Checklists for each subject and RAG (Red, Amber, Green) your each topic to show your confidence in each section of the course. Focus more or your revision time on the red and amber sections!
- Plan out your revision – use the blank revision planner to set yourselves a timetable for revising each subject. Remember, little and often is the key, and make sure you give yourselves breaks!



# Revision in English

Advice for parents of Year 11

# ENGLISH LANGUAGE

## Two Papers

Each paper focuses on reading unseen materials and extended writing.

Each paper is 1 hour and 55 minutes long.

Each paper is worth 50% of the total.

**Students should revise! The question stem and mark scheme is the same every year, so they should revise the types of questions and the style of response they should write.**

# English Language – Edexcel 2.0

## **NON-FICTION Paper 1: 1hr 55**

Section A, Reading: 1hr 10 mins

Two non-fiction 19<sup>th</sup> century extracts, such as articles, speeches, reviews etc

**Six reading questions – three on each texts. (40 marks in total)**

Section B, Transactional Writing: 45 mins

One transactional task, choice of two titles, students respond to one task in the form of a letter, article, report, review, formal email or blog

## **CONTEMPORARY TEXTS Paper 2: 1hr 55**

Section A, Reading: 1hr 10 mins

Two extracts of high quality 20<sup>th</sup> and 21<sup>st</sup> Century fiction and literary non-fiction

**Six reading questions – two on each and two comparison (40 marks in total)**

Section B Writing: 45 mins

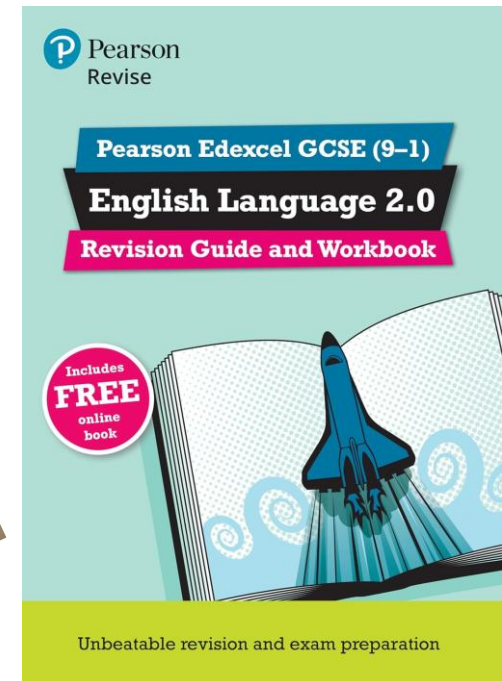
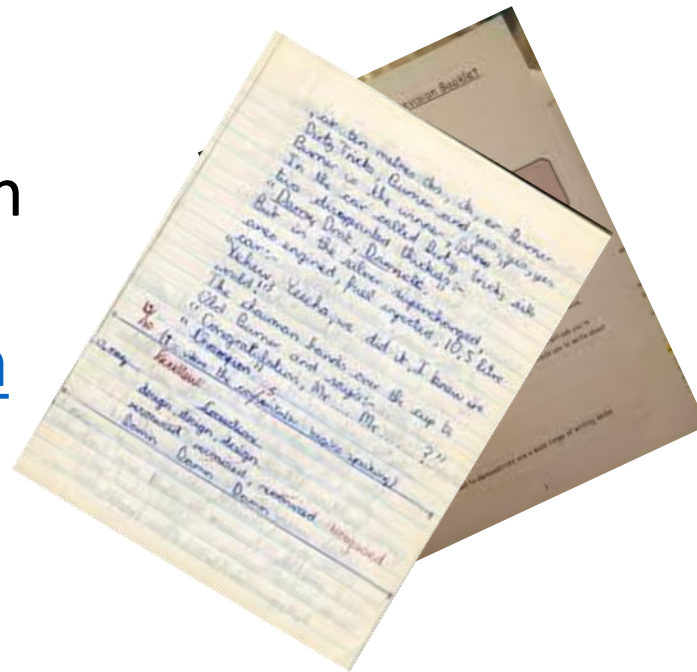
One imaginative piece of writing from a choice of two titles.

# English Language – Revising the reading sections

1. Know their strengths and weaknesses. Talk to their teacher.
2. Exercise books and booklets
3. Past Papers
4. Exemplars
5. Reading Anthology of Unseen materials

[English Language 2.0 \(9-1\) from 2021 | Pearson qualifications](#)

- YouTube revision: [Edexcel 2.0 Paper 1 Revision Guide – YouTube](#)
- Revision Guide:



# English Language – Revising the writing sections

Use past papers

[English Language 2.0 \(9-1\) from 2021 | Pearson qualifications](#)

Read short stories

- [EDUQAS SHORT STORY Paper 1 video - GCSE English Language – YouTube](#)
- [25 Awesome Story Ideas for Creative Writing for GCSE English Language - MELANIE KENDRY ENGLISH TUTOR \(curvelearn.com\)](#)

Youtube revision:

[Creative Writing Prompts - Pictures - Opening Lines](#)

Audiobooks:


[Teens & YA Audiobooks // lismio - playlist by lismio: discover audiobooks | Spotify](#)



# English Literature - Eduqas

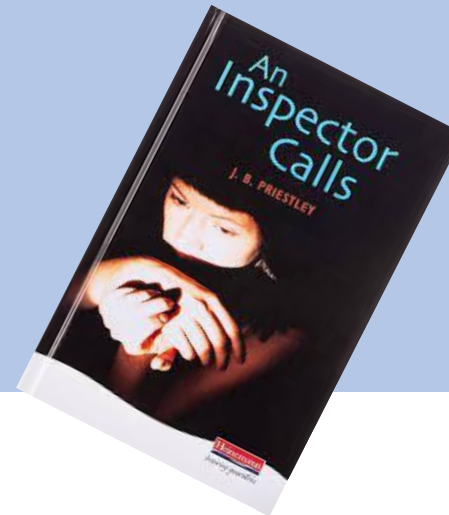
## Paper One – Two Hours

Macbeth  
Poetry



## Paper Two – 2 hours 30 minutes

A Christmas Carol  
An Inspector Calls  
Unseen Poetry




# Paper One Revision

## Macbeth

- Read the texts and watch performances (available on YouTube)
- Flashcards/Post-its – with quotes and key words for all characters and themes. Learn approximately 5 quotes per character from the beginning, middle and end of the text.

## Poetry

- Create summary of the poem, track 4 key images from beginning, middle and end. Learn these quotations.
- Learn the context for each poem.
- Read a poem a day!



# Paper Two Revision

## A Christmas Carol

- Read the text and watch performances (available on YouTube)
- Flashcards/Post-its – with quotes and key words for all characters and themes. Learn approximately 5 quotes per character from the beginning, middle and end of the text.
- Revise context

## An Inspector Calls

- Read the text and watch in performance
- Create character and thematic flashcards
- Poetry
- Read a poem a day
- Use past papers



# English Literature - Eduqas

- |  |  |   |
|--|--|---|
| <ul style="list-style-type: none"><li>• <a href="#">GCSE English Literature   Eduqas</a></li><li>• Past Papers</li><li>• Exemplars</li><li>• Digital Resources</li></ul> | <ul style="list-style-type: none"><li>• <a href="http://www.Senecalearning.com">www.Senecalearning.com</a></li><li>• All literature texts</li><li>• Learn quotes</li><li>• Summaries</li></ul> | <ul style="list-style-type: none"><li>• <a href="#">GCSE English Literature - Eduqas - BBC Bitesize</a></li><li>• All literature texts</li><li>• Learn quotes</li><li>• Summaries</li></ul> |
|--|--|---|

## Other useful resources:

Booklets on Brockington Website

BBC Bitesize – read and make notes

Quizlet.com

Youtube

CPG Guides



# English Year 11 Google Classroom

Import favorites

Managed Shortcuts

Support Desk

≡

Classroom > Year 11 English 2023

⋮

C

Home

Calendar

Teaching

To review

7BKWI (2023)

11a/EnC (2023)

10a/EnA (2023)

10b/EnB (2023)

9b/En3 (2023)

7R/En (2023)

Year 11 English 2023

English HAP

Y9 English

Stream

Classwork

People

Marks

+ Create

All topics

ACC article 2

Draft

Aiming for 7-9

⋮

Link to HAP materials

Posted 20 Nov 2023

A Christmas Carol

Posted 20 Nov 2023


Macbeth

⋮

Classwork for Year 11  
English 2023 (google.com)

# Revision takeaway

- Regular revision – little and often to start with.
- Vary revision with reading, writing and multi-media.
- Good attitude and effort in lessons will reduce need to spend hours revising.
- Attend after school revision sessions which are regularly supervised by English staff.



# Revision in RS

Advice for parents of Year 11

# What course are Year 11 taking?



- AQA GCSE RS 9-1 **Specification A**

**Paper 1** – Religions – Buddhism and Christianity

**Paper 2** – Themes

A: Relationships and Families

B: Religion and Life

D: Peace and Conflict

E: Crime and Punishment



- [AQA.org.uk](https://www.aqa.org.uk)



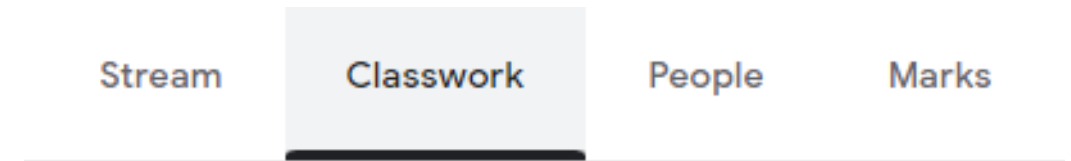
# Where to start? – Google Classroom



- Logon = **i6czfkg**

- Classwork tab

**PLCs** (Also available on school website)



## Practice questions

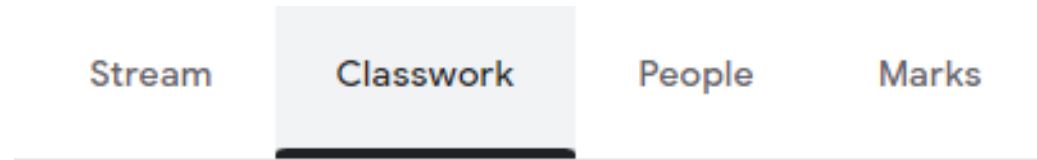
**Topic breakdown:** PLC / Knowledge organiser / YouTube revision channel / BBC Bitesize link

# Where to start? – Google Classroom



- **Google Classroom** also has a link to independent online learning website:

**SENECA learning**



# Where to start? – Google Classroom



Classroom > Y11 RS Revision Help



Stream

Classwork

People

Marks



Meet

Join

Not visible to students



Announce something to your class



D Wale posted a new material: Key quotes for all topics  
17 Feb 2023



# Where to start? – Google Classroom



 Classroom > Y11 RS Revision Help



Stream

Classwork

People

Marks



## Practice Questions



Seneca Learning

Posted 19 Nov 2020



Practice Questions

Posted 19 Nov 2020



Example of a Past Paper

Posted 1 Feb 2023



Exam questions breakdown

Edited 13 Feb 2023



Key quotes for all topics

Posted 17 Feb 2023



Quick quotes

Posted 25 Nov 2020







# Where to start? – Google Classroom







 Classroom > Y11 RS Revision Help

[Stream](#)[Classwork](#)[People](#)[Marks](#)



## Buddhist Practices

	Checklist	Posted 18 Nov 2020
	Knowledge Organiser	Posted 18 Nov 2020
	YouTube Revision Help	Posted 19 Nov 2020
	BBC Bitesize	Posted 19 Nov 2020

# Where to start? – Google Classroom



 Classroom > Y11 RS Revision Help



Stream

**Classwork**

People

Marks



## Theme B – Religion and Life



Checklist

Posted 18 Nov 2020



Knowledge Organiser

Posted 18 Nov 2020



YouTube Revision Help

Edited 1 Feb 2023



Scientific and Religious ...  
YouTube video • 11 minutes



Beliefs about the Origin...  
YouTube video • 13 minutes



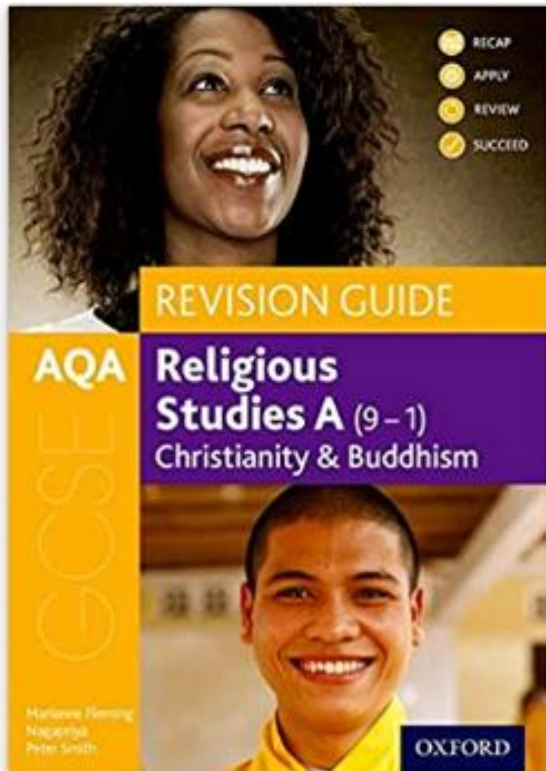
Evolution & Creation/ Or...  
YouTube video • 20 minutes



The Value of the World. ...  
YouTube video • 6 minutes



# Recommended revision guides

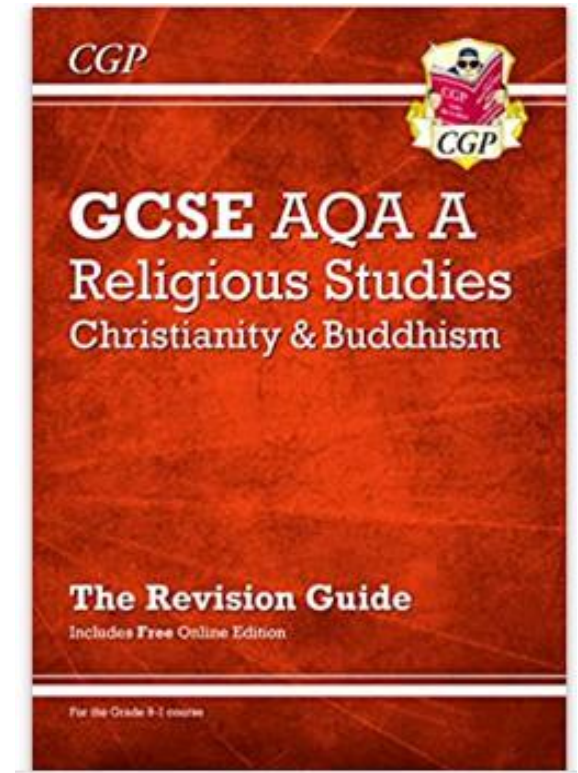


## AQA (Oxford) Revision Guide

- Positives – Thorough
- Good practice questions
- Sample essays
- £9.99
- ISBN: 978-0198422853

## CGP guides

- Positives – Easy to understand
- Page – a topic
- Cheap
- £5.95
- ISBN: 978-1789085716





# Practice questions + books (including previous books)






Satchel One (SMHW) – Resources  
uploaded for **February mocks** + will be  
repeated for **May** exams



# Intervention available



- Every **Thursday** after school in RS Department
- Every session will have a focus on 4,5,**12 mark technique**
- If needed: Can be tailored to what students **WANT** to learn about or improve



# Revision in Science

Advice for parents of Year 11

## WHERE TO START WITH SCIENCE

1. REVISION TIMETABLES USING REVISION GUIDES- 25 MINS PER DAY
2. PAST PAPERS- ACCESS VIA GOOGLE CLASSROOM. DO THESE AS OPEN BOOK ACTIVITIES AT FIRST, THIS WILL GIVE YOU CONFIDENCE. (DON'T FORGET THOSE 6 MARKERS)
4. SENECA- TEST YOUR RETRIEVAL THROUGH SPACED PRACTICE
5. FLASH CARDS AND PODCASTS
6. PERSONALISED LEARNING CHECKLISTS
7. PRIMROSE KITTEN WALKTHROUGHS/COGNITO



PARENTS/CARERS: BE AN AUDIENCE FOR YOUR CHILD. LET THEM SHOW YOU WHAT THEY KNOW! SOUNDING BOARD, TESTER, CHECKER, LISTENER.

### GOOGLE CLASSROOM CODES:

BIOLOGY: P7EJSHT  
CHEMISTRY: 6CNOBKO  
PHYSICS: 265TJT2  
SCIENCE: Q5NPHNH



REMEMBER TO LOOK AFTER  
YOUR MENTAL HEALTH. TAKE  
A BREAK, EAT A HEALTHY  
DINNER AND SLEEP.  
BELIEVE IN YOURSELF.






# Revision timetables

- All students have access to a revision timetable.



AQA Biology GCSE – 2025 Overview – use to help plan your revision



WEEK BEGINNING	TOPIC (with links to exam questions)	REVISION GUIDE	✓	RESOURCE LINKS
13 <sup>th</sup> Jan	<b>ECOLOGY</b> Foundation: <a href="https://tirola.examprom.net">https://tirola.examprom.net</a> Higher: <a href="https://uufuier.examprom.net">https://uufuier.examprom.net</a>	106-125		Google Classroom: Enter the Brockington Biology google classroom using code: <b>p7ejst</b>
20 <sup>th</sup> Jan	<b>ECOLOGY</b> Foundation: <a href="https://tirola.examprom.net">https://tirola.examprom.net</a> Higher: <a href="https://uufuier.examprom.net">https://uufuier.examprom.net</a>	106-125		
27 <sup>th</sup> Jan	<b>HOMEOSTASIS AND RESPONSE</b> Foundation: <a href="https://xyypud.examprom.net">https://xyypud.examprom.net</a> Higher: <a href="https://nypelid.examprom.net">https://nypelid.examprom.net</a>	65-83		Seneca Learning: 
3 <sup>rd</sup> Feb	<b>HOMEOSTASIS AND RESPONSE</b> Foundation: <a href="https://xyypud.examprom.net">https://xyypud.examprom.net</a> Higher: <a href="https://nypelid.examprom.net">https://nypelid.examprom.net</a>	65-83		
10 <sup>th</sup> Feb	<b>INHERITANCE, VARIATION AND EVOLUTION</b> Foundation: <a href="https://roduauy.examprom.net/">https://roduauy.examprom.net/</a> Higher: <a href="https://fioiaif.examprom.net/">https://fioiaif.examprom.net/</a>	84-105		BBC Bitesize: 
17 <sup>th</sup> Feb (Half term)	<b>INHERITANCE, VARIATION AND EVOLUTION</b> Foundation: <a href="https://roduauy.examprom.net/">https://roduauy.examprom.net/</a> Higher: <a href="https://fioiaif.examprom.net/">https://fioiaif.examprom.net/</a>	84-105		
24 <sup>th</sup> Feb	<b>REQUIRED PRACRICALS</b> <a href="https://piwyyur.examprom.net">piwyyur.examprom.net</a>	84-105		Primrose kitten: 
3 <sup>rd</sup> March (Mock exams begin)	<b>Paper 2 Mix</b> Foundation: <a href="https://mufyqui.examprom.net/">https://mufyqui.examprom.net/</a> Higher: <a href="https://yunorut.examprom.net/">https://yunorut.examprom.net/</a>	See above		

# Revision guides and flash cards

**Don't just** read through your notes.

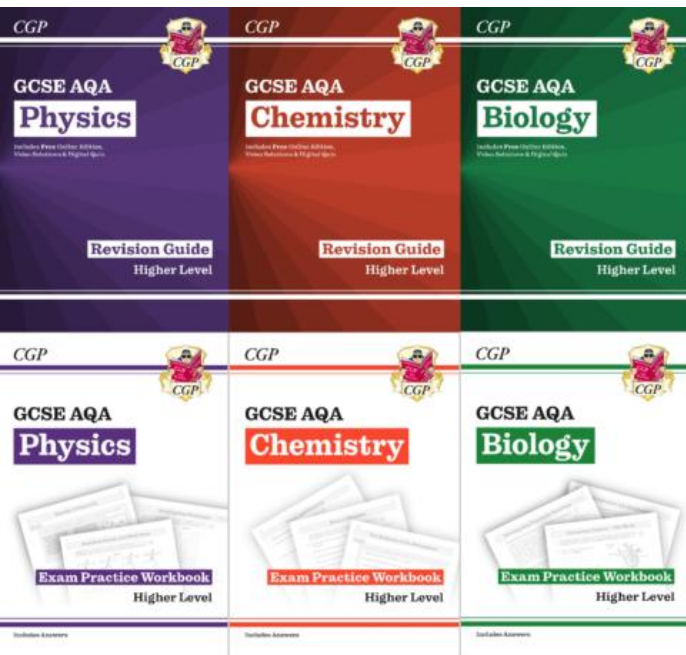
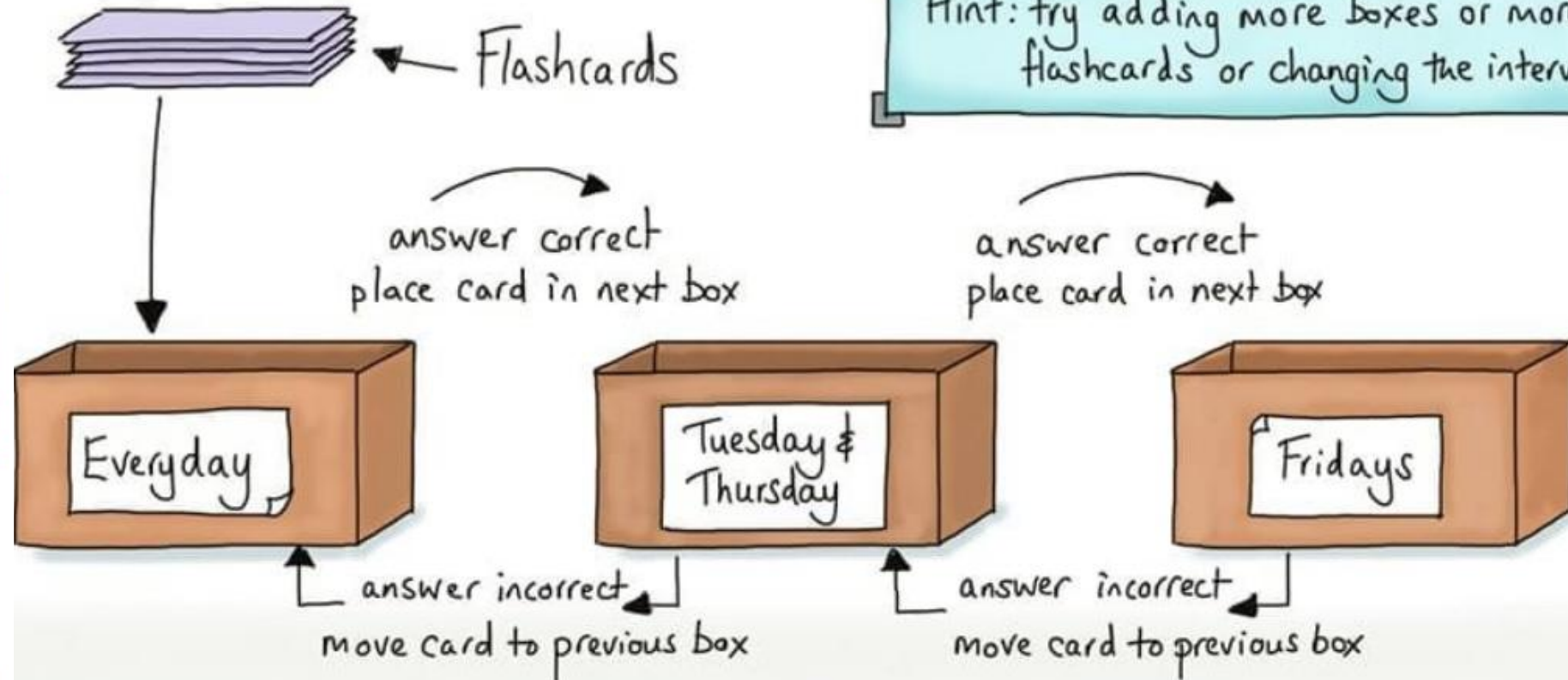
Re-write your notes in your own words



## LEITNER Flash card method

@ImpactWales

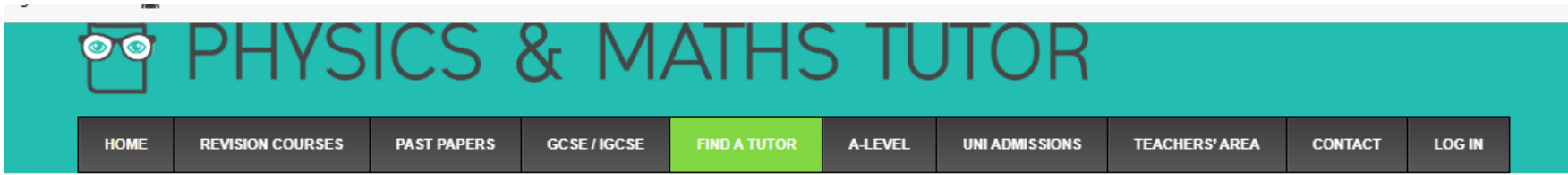
Hint: try adding more boxes or more flashcards or changing the interval





# Past papers

These can be accessed via google classroom



PHYSICS & MATHS TUTOR

HOME REVISION COURSES PAST PAPERS GCSE / IGCSE FIND A TUTOR A-LEVEL UNI ADMISSIONS TEACHERS' AREA CONTACT LOG IN

[Home](#) > [Past Papers](#) > [GCSE / IGCSE Science Papers](#) > [AQA Biology 2 \(8464/B/2\)](#)

## AQA Biology 2 (8464/B/2)

Struggling with Science? Find a one-to-one tutor on our new [Tuition Platform](#).

You can find all AQA Science GCSE (8464) Biology Paper 2 past papers and mark schemes, as well as selected model answers and video solutions, below:

Foundation			
Question Papers	Mark Schemes	Model Answers	Video Solutions
<ul style="list-style-type: none"><li><a href="#">June 2018 QP</a></li><li><a href="#">June 2019 QP</a></li><li><a href="#">June 2020 QP</a></li><li><a href="#">Specimen QP</a></li></ul>	<ul style="list-style-type: none"><li><a href="#">June 2018 MS</a></li><li><a href="#">June 2019 MS</a></li><li><a href="#">June 2020 MS</a></li><li><a href="#">Specimen MS</a></li></ul>		<ul style="list-style-type: none"><li><a href="#">June 2018 VS</a></li><li><a href="#">June 2019 VS</a></li><li><a href="#">Specimen VS</a></li></ul>





- Designed to repeat sections multiple times.
- Compete against one another.

Physics: AQA GCSE Higher

Study

☆ Exam Prep 3

Assignments

Tutoring

^ 1 Energy

^ 1.1 Energy Changes

Kinetic store

- The energy stored by an object's movement.

Feedback?

● ○ ○ ○ ○ ○

Typing s





# Primrose kitten walk through videos.



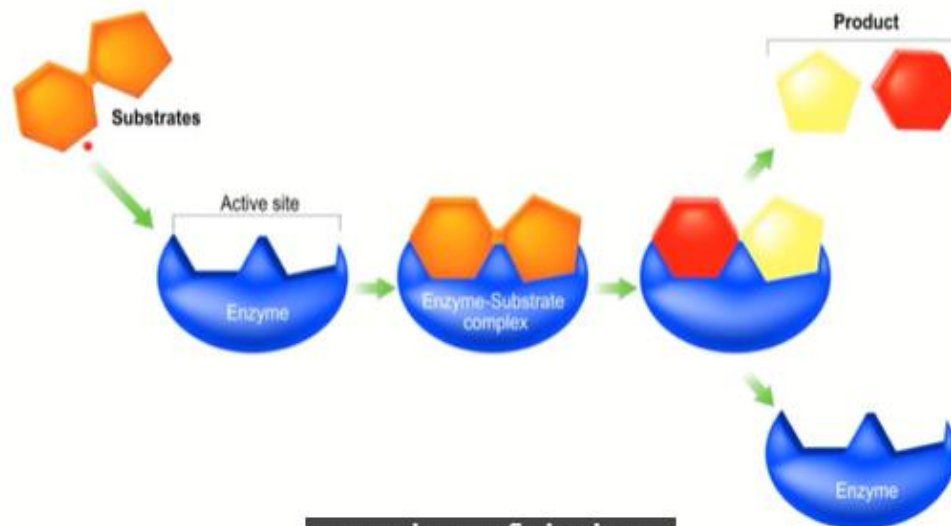
YouTube<sup>GB</sup>

Search



www.PrimroseKitten.com  
@primrose\_kitten

"LOCK and KEY" model



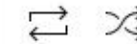
are going to fit in there,

Watchable by brockington.embracemat.org.

The whole of AQA Biology Paper 1 in only 63 minutes! 17th May 2022 | Science exam revision

## AQA Biology Paper 1 | Revision Playl...

Science and Maths by Primrose Kitten - 2/40



1 AQA Biology Revision AQA 9-1 GCSE Biology Playlist. Revision for paper 1 and pap... 1:00 Science and Maths by Primrose K...

▶ AQA Biology Paper 1 The whole of AQA Biology Paper 1 in only 63 minutes!... 1:03:06 Science and Maths by Primrose K...

3 AQA Biology Paper 1 AQA Biology Paper 1 - 121 Quick-Fire Questions. Revisio... 38:41 Science and Maths by Primrose K...

4 AQA Biology Paper 1 10 Hardest Questions in AQA Biology Paper 1! Grade 7, 8, 9... 32:26 Science and Maths by Primrose K...

AQA The whole of CELL

All

General Certificate of Second...

Organism



Make Results Happen



# Personalised learning checklists



**Brockington College**  
**Separate Science – Biology Paper 2**  
 Personal Learning Checklist



AQA Biology (8461) from 2016 Topic B4.5 Homeostasis and response				
Topic	Student Checklist	R	A	G
4.5.1 Homeostasis	Describe what homeostasis is and why it is important stating specific examples from the human body			
	Describe the common features of all control systems			
4.5.2 The human nervous system	State the function of the nervous system and name its important components			
	Describe how information passes through the nervous system			
	Describe what happens in a reflex action and why reflex actions are important			
	Explain how features of the nervous system are adapted to their function, including a reflex arc (inc all types of neurone and the synapse)			
	<i>Required practical 7: plan and carry out an investigation into the effect of a factor on human reaction time</i>			
	<i>Bio ONLY: State the function of the brain and how it is structured, including identifying the cerebral cortex, cerebellum and medulla on a diagram of the brain</i>			
	<i>Bio ONLY: Describe the functions of different regions of the brain</i>			
	<b><i>Bio &amp; HT ONLY: Explain how neuroscientists have been able to map regions of the brain to particular functions</i></b>			
	<i>Bio ONLY: State the function of the eye and how it is structured, including names of specific parts</i>			
	<i>Bio ONLY: Describe the functions of different parts of the eye, including relating structure to function</i>			
	<i>Bio ONLY: Describe what accommodation is, and how it is carried out</i>			
	<i>Bio ONLY: Explain what myopia and hyperopia are and how they are treated, including interpreting ray diagrams</i>			
	<i>Bio ONLY: Describe how body temperature is monitored and controlled</i>			
	<b><i>Bio &amp; HT ONLY: Explain how the body's responses act to raise or lower temperature in a given context</i></b>			
	Describe the endocrine system, including the location of the pituitary, pancreas, thyroid, adrenal gland,			

- Evaluate what you are confident at and what you may still need support with.



## WHERE TO START WITH SCIENCE

1. REVISION TIMETABLES USING REVISION GUIDES- 25 MINS PER DAY
2. PAST PAPERS- ACCESS VIA GOOGLE CLASSROOM. DO THESE AS OPEN BOOK ACTIVITIES AT FIRST, THIS WILL GIVE YOU CONFIDENCE. (DON'T FORGET THOSE 6 MARKERS)
4. SENECA- TEST YOUR RETRIEVAL THROUGH SPACED PRACTICE
5. FLASH CARDS AND PODCASTS
6. PERSONALISED LEARNING CHECKLISTS
7. PRIMROSE KITTEN WALKTHROUGHS/COGNITO



B1: 13TH MAY 2025  
B2: 9TH JUNE 2025  
C1: 19TH MAY 2025  
C2: 13TH JUNE 2025  
P1: 22ND MAY 2025  
P2: 16TH JUNE 2025



PARENTS/CARERS: BE AN AUDIENCE FOR YOUR CHILD. LET THEM SHOW YOU WHAT THEY KNOW! SOUNDING BOARD, TESTER, CHECKER, LISTENER.

### GOOGLE CLASSROOM CODES:

BIOLOGY: P7EJSHT  
CHEMISTRY: 6CNOBKO  
PHYSICS: 265TJT2  
SCIENCE: Q5NPHNH



REMEMBER TO LOOK AFTER YOUR MENTAL HEALTH. TAKE A BREAK, EAT A HEALTHY DINNER AND SLEEP. BELIEVE IN YOURSELF.

①


Resilience is about being motivated to do something even when it is challenging.



②

What is motivation?

- \* Activation - desire to start
- \* Persistence - continued effort
- \* Intensity - concentration & focus



③


\* Motivation is driven by a feeling of reward.

\* Reward is felt when Dopamine is released in the prefrontal cortex




④

Create focussed tasks for learning that allow pupils to experience the pleasure of success



DEVELOP the PLEASURE of SUCCESS



# Revision in Maths

Advice for parents of Year 11

# Exam Dates 2025

- Paper 1 – 15th May 2025
- Paper 2 – 4th June 2025
- Paper 3 – 11th June 2025
- Specification: AQA GCSE Mathematics (8300)



# Course format

- Your child's Grade is awarded with a total score across all 3 papers. Each worth 80 marks (240 marks in total available) and each lasting 90 minutes.
- Paper 1 is 'non-calculator. Papers 2 and 3 are calculator papers.
- The whole specification is assessed over the three papers – so papers cannot be split by topic.






# Ways to revise

- 1) Using your child's bespoke QLA from the mock examinations.
- 2) Using an online platform such as Corbett Maths.
- 3) Using past paper resources or revision guides.
- 4) \*NEW\* Using SPARX Maths



# 1. QLA (Question Level Analysis)

- After every set of mocks your child completes, they receive a breakdown of their performance via email.
- There is currently a QLA in both yours and your child's inbox from the November examinations (sent on the 17th December) there will also be and updated one following the February/March examinations.





Following completion of your Winter mock series, your teacher has carried out question level analysis of each paper. I have used this list of topics and marks to create a short list of key revision areas from each paper:

Paper 1	Paper 2	Paper 3
using formulae	satisfying inequalities	using trigonometry
using fraction and ratio	calculating exterior angles	factorising quadratic expressions
using a line of best fit	understanding exterior angles	using term to term rules
calculating with fractions	identifying similar shapes	sharing in a ratio
using directed numbers	finding the nth term	completing an estimation
finding a percentage shaded	finding expected outcomes	finding fraction of amount and metric mass conversions

To revise these areas, I recommend searching them on [Videos and Worksheets – Corbettmaths](#) . From here, you can find videos and worksheets with solutions to help you. If you would like any more resources or advice, please speak with your teacher or myself.

# Corbett Maths

[www.corbettmaths.com](http://www.corbettmaths.com)

- Videos and Worksheets
- Practice Papers
- Revision Cards
- '5 a day'
- [Revision Checklists – Corbettmaths](#)



# 3. Past paper resources

---

- Our exam board is AQA and the specification number is 8300.
- Using these details, there are several websites which provide number of past papers, mark schemes, model solutions and most of the time, video walkthroughs for the papers.
- One example is: [AQA GCSE Maths Past Papers | Mark Schemes | Specimen Papers \(mmerevise.co.uk\)](https://www.mmerevise.co.uk/aqa-gcse-maths-past-papers-mark-schemes-specimen-papers/) however many can be found through Google.
- If you would prefer printed resources, your child's Maths teacher would be happy to provide you with printed past papers.



# Sparx Maths



# End of Year arrangements

- Timetable is altered in the two weeks before the May half term. Students must attend full time.
- After half term, students must attend the morning and afternoon sessions they will have on their new timetable. If they don't have a session they don't need to be in school.
- Prom is on June 27th – more details will follow.



